TKR37H28

Structure

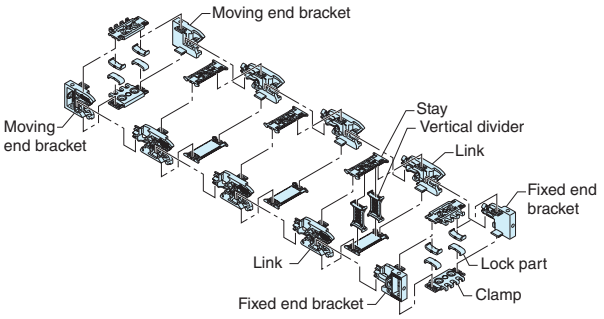

Cross-section dimensions

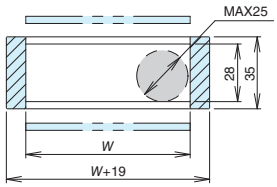

W = 40, 50, 60, 70, 80

A–A arrow view

Divider dimensions

(1) When using only vertical dividers

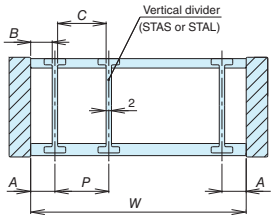

(2) Fully-stayed 2-layers height separation (DSA type)

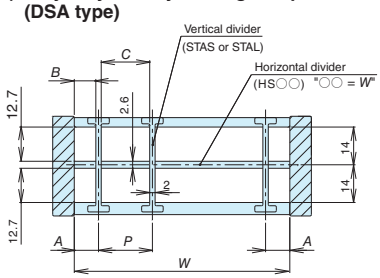

(3) Fully-stayed multiple height separation (DSA type)

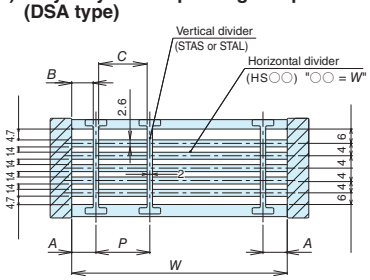

Vertical divider (fastening method)	Inner width W (mm)	A (mm)		B (mm)		P (mm)		C (mm)	
STAS (sliding installation)	Common for all widths	7.5 to 21		6.5 to 20		8 to 65		6 to 63	
STAL (fixable installation)	40	8 to 20	2 mm increments	7 to 19	2 mm increments	8 to 24	2 mm increments	6 to 22	2 mm increments
	50	9 to 21		8 to 20		8 to 32		6 to 30	
	60	8 to 20		7 to 19		8 to 44		6 to 42	
	70	9 to 21		8 to 20		8 to 52		6 to 50	
	80	8 to 20		7 to 19		8 to 64		6 to 62	

Notes:

A: Distance from center of vertical divider to end face of link
B: Gap between vertical divider and link
P: Distance between the centers of neighboring vertical dividers
C: Gap between neighboring vertical dividers

Note: Make the gap between cables/hoses and the divider or link (*d* in the figure below) to whichever of the following two values is larger: 2 mm or greater or the outer diameter of the cable or hose x 0.1.

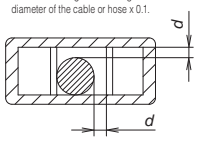

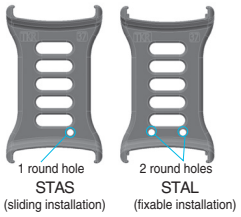

Vertical divider

Dimensions & brackets

W (mm)	a (mm)	b (mm)	c (mm)	Strain relief comb n_z (toothed)
40	50	59	22	3
50	60	69	32	4
60	70	79	42	5
70	80	89	52	6
80	90	99	62	7

Bending radius R (mm)	Mounting height H' (mm)
55	180 to 200
75	220 to 240
100	270 to 290

Moving end bracket **MU**

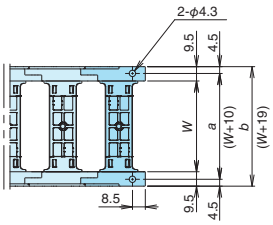

Moving end bracket **MUCLO / MUCLI / MUCLB**

- MUCLO: Strain relief comb outside mounting
- MUCLI: Strain relief comb inside mounting
- MUCLB: Strain relief comb inside/outside mounting

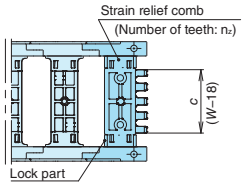

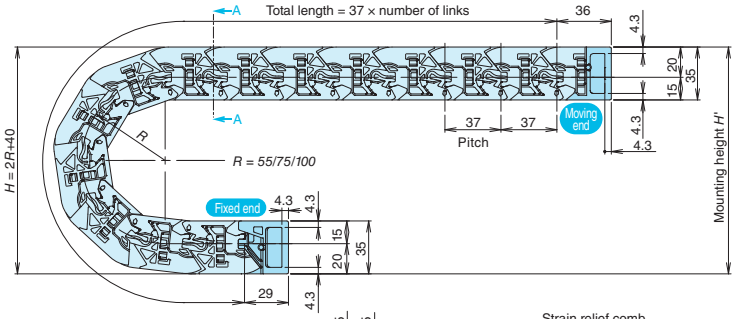

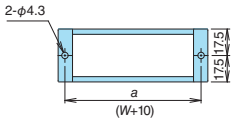

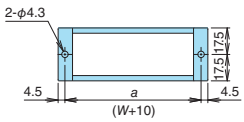

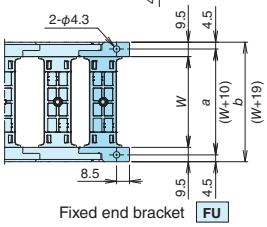

Fixed end bracket **FU**

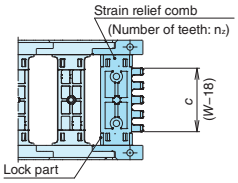

Fixed end bracket **FUCLO / FUCLI / FUCLB**

- FUCLO: Strain relief comb outside mounting
- FUCLI: Strain relief comb inside mounting
- FUCLB: Strain relief comb inside/outside mounting

Note: Design and install according to the mounting height *H'* dimension.