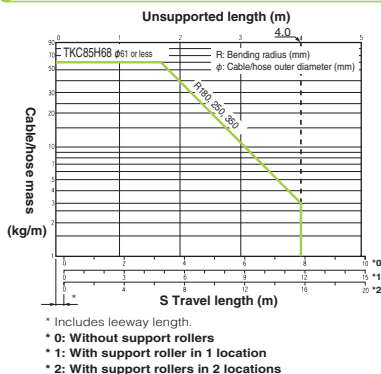


Basic specifications

Maximum travel speed (m/min)		300 *1
Operating temperature range (°C)		-40 to 80
Materials	Link	Engineering plastic (black)
	Bracket	Steel (black finish)
	Vertical divider	Engineering plastic (black)
	Horizontal divider	For DSA type (HS) Aluminum For DSB type (EHS) Engineering plastic (black) + aluminum
Standard length (No. of links)		40

Notes: ★ 1. 150 m/min for support roller arrangement.
2. Cannot be used in acidic or alkaline environments.

Load diagram

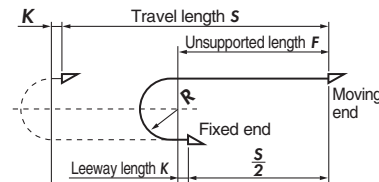


Note: Use the gliding arrangement (page 127 to 130) if the maximum travel length is exceeded when two support rollers are installed.

Calculating no. of links

$$\text{Number of links} = \frac{S}{2} + \pi R + 2K$$

Note: When fixed end is at the center of the travel length. Always round up the value after calculating.



S: Travel length (mm)
R: Bending radius (mm)
P: Pitch = 85 mm
K: Leeway length = 85 mm or greater

Model number

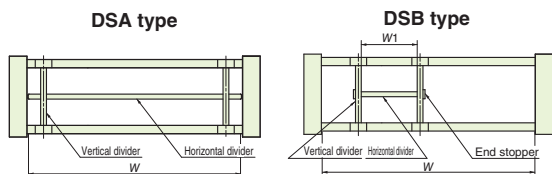
TKC85H68W (1) R (2) + (3) L - (4) - (5)

(1) Inner width	(2) Bending radius	(3) Number of links	(4) Fixed end	(5) Moving end
150	180		FOA	MOA
200	250		FIA	MIA
300	350		FC	MC
350			FD	MD

Notes: 1. Vertical dividers are common parts regardless of the inner width. Install dividers every 2 links. Dividers are delivered uninstalled.
2. Refer to page 132 for model number for the gliding arrangement.
3. When ordering a circular travel arrangement, the made-to-order content will depend on the operating conditions. Contact a Tsubaki representative for further details.
4. Brackets are delivered installed. However, FC and FD fixed end brackets are delivered uninstalled.
5. Covers for MD and FD brackets are delivered uninstalled.

Divider

Type	Model number	Part	Unit
(1) Vertical divider	TKC85H68-ST	1 vertical divider	K (pcs)
(2) Horizontal divider (For DSA type)	TKC85H68-HS (Dimension W) W = 150/200	1 horizontal divider	K (pcs)
(3) Horizontal divider with end stoppers (For DSB type)	TKC85H68-EHS (Dimension W) W1 = 12 to 107: 1 mm increments	1 horizontal divider 2 end stoppers	K (pcs)



Vertical divider

Model number	For cable carrier model number
TKC85H68-ST	TKC85H68W ■■ R ■■

Horizontal divider

Model number	For cable carrier model number
TKC85H68-HS150	TKC85H68W150R ■■
TKC85H68-HS200	TKC85H68W200R ■■

Horizontal divider with end stoppers

Model number
TKC85H68-EHS ○○

○○: Integer between 12 and 107

Steel bracket

Model number	For cable carrier model number
TKC85H68-MOA	TKC85H68W ■■ R ■■
TKC85H68-MIA	
TKC85H68-MC	
TKC85H68-FOA	TKC85H68W ■■ R ■■
TKC85H68-FIA	
TKC85H68-FC	
TKC85H68W150-MD	TKC85H68W150R ■■
TKC85H68W150-FD	
TKC85H68W200-MD	TKC85H68W200R ■■
TKC85H68W200-FD	
TKC85H68W300-MD	TKC85H68W300R ■■
TKC85H68W300-FD	
TKC85H68W350-MD	TKC85H68W350R ■■
TKC85H68W350-FD	

See page 15 for ordering information

See page 149 for product mass