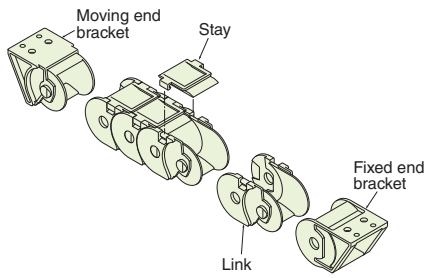


TKC28H30

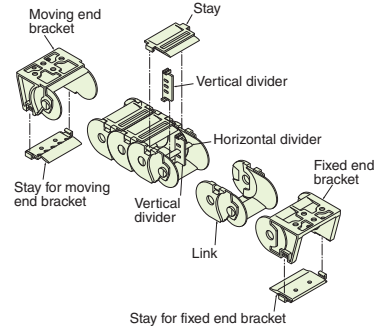
(Patented)

Structure

W28

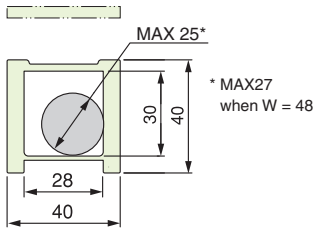


W48

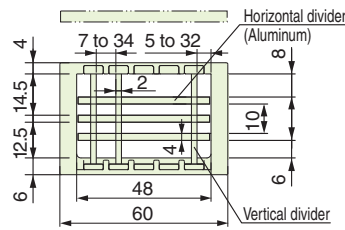


Cross section/divider dimensions

W28



W48

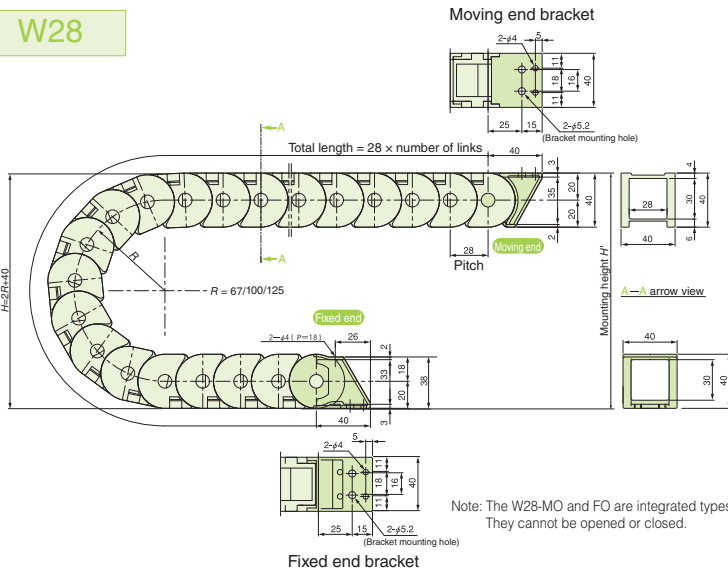


Note: Vertical dividers and horizontal dividers cannot be installed to the W28. A-A arrow view

Note: Vertical dividers can be installed at a pitch of 9 mm. They do not slide.

Dimensions & brackets

W28

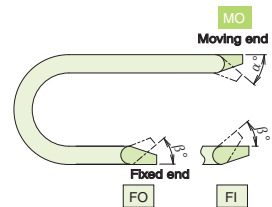


Note: The W28-MO and FO are integrated types. They cannot be opened or closed.

Bending radius R (mm)	Mounting height H' (mm)
67	184 to 204
100	250 to 270
125	300 to 320

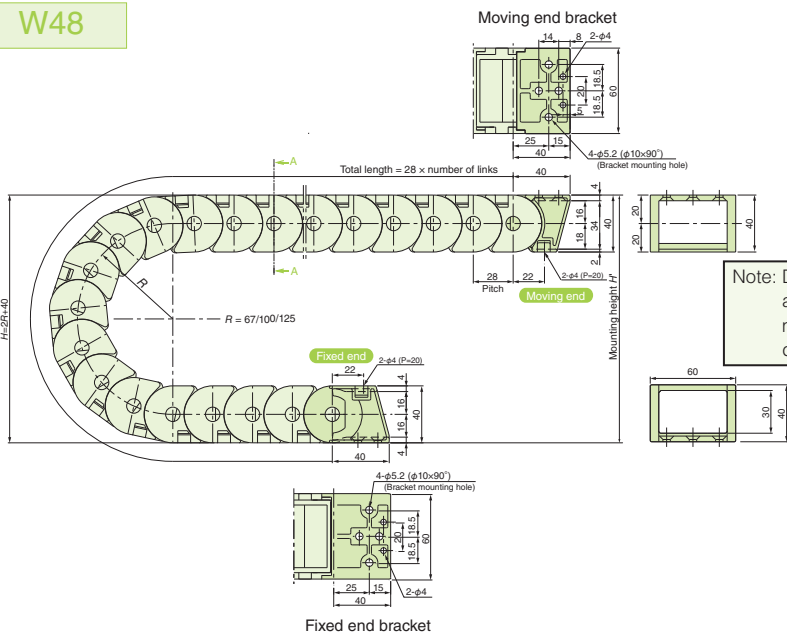
Note: FO and FI brackets are common parts.

Note: Design and install according to the mounting height H' dimension.



Bending radius R (mm)	Bending angle (°)	
	Moving end side (α)	Fixed end side (β)
67	24	24
100		16
125		12

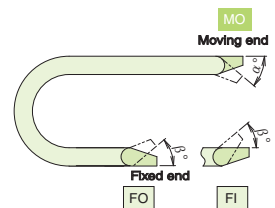
W48



Bending radius R (mm)	Mounting height H' (mm)
67	184 to 204
100	250 to 270
125	300 to 320

Note: FO and FI brackets are common parts.

Note: Design and install according to the mounting height H' dimension.



Bending radius R (mm)	Bending angle (°)	
	Moving end side (α)	Fixed end side (β)
67	24	24
100		16
125		12