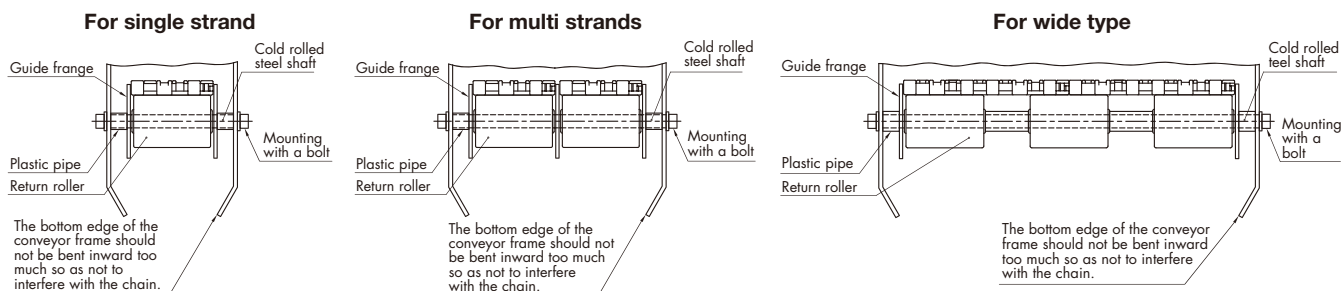


Return Rollers/Guide Flanges

Applications

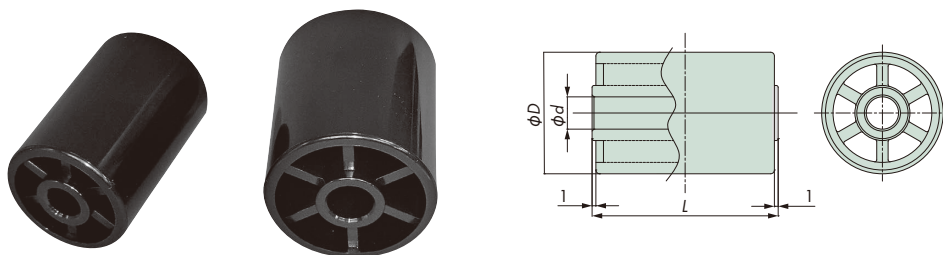
Use return rollers on the return-way of the conveyor to support the top surface of the chain. Rotating rollers reduce the sliding resistance and damage on the top surface of the chain.

Installation Example



Specification Table

Small Diameter Return Roller

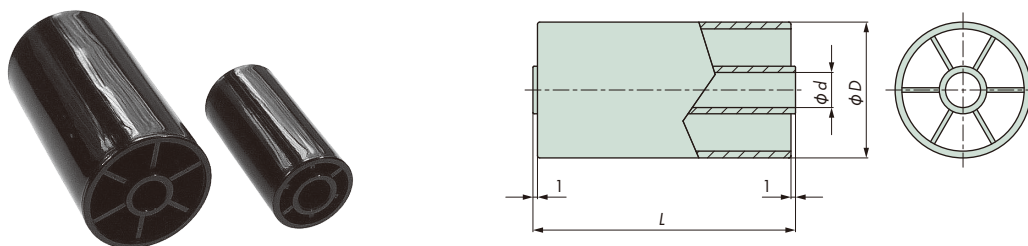


Tsubaki model no.	Diameter			Material	Operating temperature range °C	Applicable guide flange
	ϕD	ϕd	L			
TP-RR30850	32	8.5	49	Polyamide (color: black)	-20 to 80	TP-DP308
TP-RR41050	40	10.5				TP-DP410

Note: 1. Standard products.

2. Contact a Tsubaki representative as these products may not be used for some types of chains.

Return Roller



Tsubaki model no.	Diameter			Material	Operating temperature range °C	Applicable guide flange
	ϕD	ϕd	L			
TP-RR41532	40	15.5	82	Polyamide (color: black)	-20 to 80	TP-DP415
TP-RR41544	40	15.5	114			
TP-RR42032	40	20.5	82			TP-DP420
TP-RR42044	40	20.5	114			
TP-RR61532	60	15.5	82			TP-DP615
TP-RR61544	60	15.5	114			
TP-RR62032	60	20.5	82			TP-DP620
TP-RR62044	60	20.5	114			

Note: 1. Standard products.

2. Use $\phi d=15.5$ return rollers for plastic chain.

3. Use products with an outer diameter $\phi D = 40$ in combination with stainless steel top chains.

4. Use products with an outer diameter $\phi D = 60$ in combination with plastic top chains.