




# Cam Switch



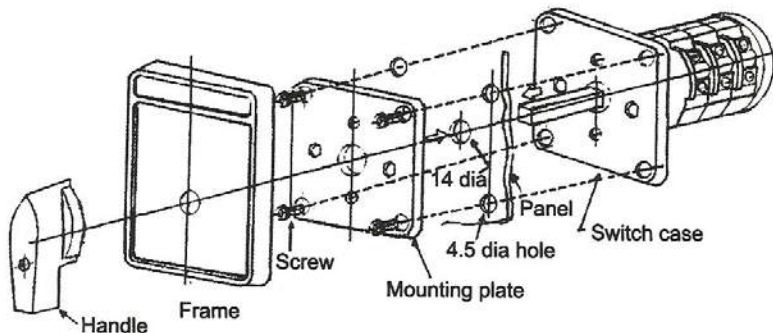


### Specifications

Elements Of Contact Point	Ag & Cdo
Contact Rating	10 Amp, 16 Amp, 20 Amp, 25 Amp / 600Vac
Dielectric Strength	2500Vac 1min
Mlectrical Life	1,000,000 Cycles
Electrical Life	100,000 Cycles
Ambient Temperature	Storage : -30 ~ +70 °C
	Operating : -20 ~ +55 °C
Number Of Stages	1 ~ 12 Stages
Switching Positions	2 ~ 12 Positions

### For Motor Load :

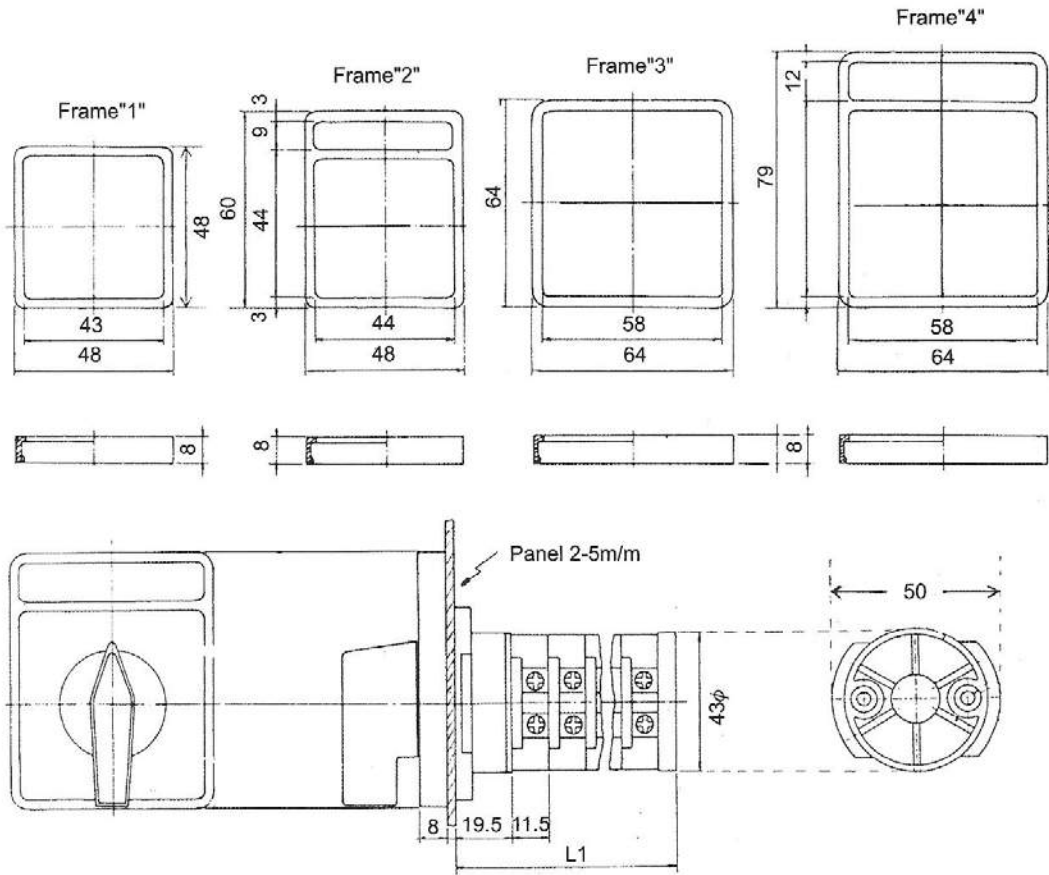
Conventional Thermal Current	Rated Power	1 Phase		3 Phase		
		120 Vac	220 Vac	240 Vac	380 Vac	600 Vac
16 Amp		1.5 HP	2.0 HP	2.5 HP	4.0 HP	6.0 HP
25 Amp		2.0 HP	3.0 HP	4.0 HP	6.0 HP	10.0 HP





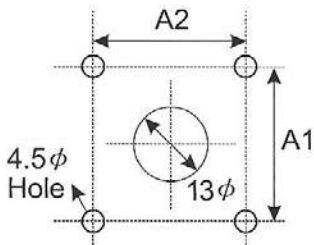
### DIMENSIONS 外型尺寸

Unit: mm

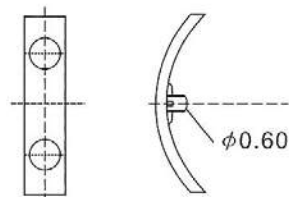


Total Number of Stages	1	2	3	4	5	6	7	8	9	10	11	12
Length L1	37	48.5	60	71.5	83	94.5	106	117.5	129	140.5	152	163.5

### Panel Cut-out 開口尺寸



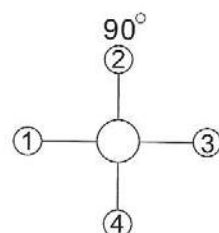
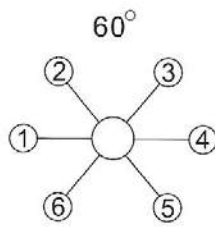
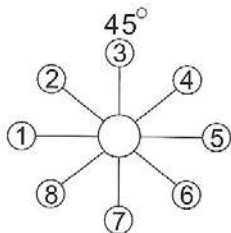
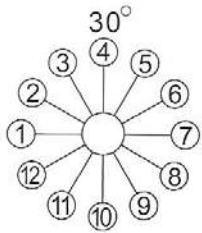
Frame Type	A1	A2
Frame 1 & 2	36	36
Frame 3 & 4	48	48



\* Optional finger protection terminal covers  
接點保護蓋可依需求提供



**Operational Position**



**Name Plate**

<b>On/Off &amp; Multi-step Switches</b>														
<b>Voltmeter Switches</b>	<table border="1" style="width: 100%;"> <tr><th style="text-align: center;">Voltmeter</th></tr> <tr><td style="text-align: center;">OFF RT — ○ — RS ST</td></tr> </table>	Voltmeter	OFF RT — ○ — RS ST	<table border="1" style="width: 100%;"> <tr><th style="text-align: center;">Voltmeter</th></tr> <tr><td style="text-align: center;">RN RT — ○ — RS ST</td></tr> </table>	Voltmeter	RN RT — ○ — RS ST	<table border="1" style="width: 100%;"> <tr><th style="text-align: center;">Voltmeter</th></tr> <tr><td style="text-align: center;">RS 0 RN ST — ○ — SN RT TN</td></tr> </table>	Voltmeter	RS 0 RN ST — ○ — SN RT TN					
	Voltmeter													
	OFF RT — ○ — RS ST													
Voltmeter														
RN RT — ○ — RS ST														
Voltmeter														
RS 0 RN ST — ○ — SN RT TN														
<b>Ammeter Switches</b>	<table border="1" style="width: 100%;"> <tr><th style="text-align: center;">Ammeter</th></tr> <tr><td style="text-align: center;">0 T — ○ — R S</td></tr> </table>	Ammeter	0 T — ○ — R S	<table border="1" style="width: 100%;"> <tr><th style="text-align: center;">Ammeter</th></tr> <tr><td style="text-align: center;">0 3 — ○ — 1 2</td></tr> </table>	Ammeter	0 3 — ○ — 1 2	<table border="1" style="width: 100%;"> <tr><th style="text-align: center;">Ammeter</th></tr> <tr><td style="text-align: center;">N T — ○ — R S</td></tr> </table>	Ammeter	N T — ○ — R S					
Ammeter														
0 T — ○ — R S														
Ammeter														
0 3 — ○ — 1 2														
Ammeter														
N T — ○ — R S														
<b>Motor Control Switches</b>	<table border="1" style="width: 100%;"> <tr><th style="text-align: center;">FWD STOP REV</th></tr> <tr><td style="text-align: center;"></td></tr> </table> <p style="text-align: center;">1φ 或 3φ 正逆開關</p>	FWD STOP REV		<table border="1" style="width: 100%;"> <tr><th style="text-align: center;">LOW STOP HIGH</th></tr> <tr><td style="text-align: center;"></td></tr> </table> <p style="text-align: center;">變極開關</p>	LOW STOP HIGH		<table border="1" style="width: 100%;"> <tr><th style="text-align: center;">LOF OFF HIR</th></tr> <tr><td style="text-align: center;">OFF ○ OFF</td></tr> <tr><th style="text-align: center;">HIF OFF LOR</th></tr> </table> <p style="text-align: center;">正逆加變極 (1)</p>	LOF OFF HIR	OFF ○ OFF	HIF OFF LOR	<table border="1" style="width: 100%;"> <tr><th style="text-align: center;">LOF OFF HIF</th></tr> <tr><td style="text-align: center;">OFF ○ OFF</td></tr> <tr><th style="text-align: center;">LOR OFF HIR</th></tr> </table> <p style="text-align: center;">正逆加變極 (2)</p>	LOF OFF HIF	OFF ○ OFF	LOR OFF HIR
FWD STOP REV														
LOW STOP HIGH														
LOF OFF HIR														
OFF ○ OFF														
HIF OFF LOR														
LOF OFF HIF														
OFF ○ OFF														
LOR OFF HIR														


\*Various specifications for different applications. For other special specifications upon customers request.





**CAM SWITCHES 10A, 16A, 20A, 25A, 63A (600V AC)**

**ON-OFF Power Switches 20Amp, 90° (1P-4Pole)**



Code No	Poles	Stage	Escutch Plate	Connecting Diagram
PS21	1 Pole	1		<p>Stage 1      Stage 2</p>
PS22	2 Pole	1		
PS23	3 Pole	2		
PS24	4 Pole	2		

**ON-OFF Power Switches 25Amp, 90° (1P-4Pole)**




Code No	Poles	Stage	Escutch Plate	Connecting Diagram
PS251	1 Pole	1		
PS252	2 Pole	1		
PS253	3 Pole	2		
PS254	4 Pole	2		

**ON-OFF Power Switches 32Amp, 90° (1P-4Pole)**



Code No	Poles	Stage	Escutch Plate	Connecting Diagram
PS31	1 Pole	1		<p>Stage 1      Stage 2</p>
PS32	2 Pole	1		
PS33	3 Pole	2		
PS34	4 Pole	2		

**ON-OFF Power Switches 63Amp, 90° (1P-4Pole)**

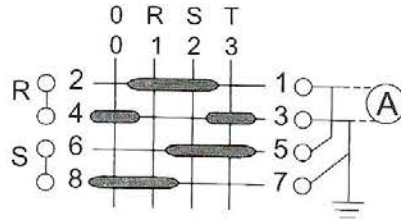



Code No	Poles	Stage	Escutch Plate	Connecting Diagram
PS61	1 Pole	1		<p>Stage 1      Stage 2</p>
PS62	2 Pole	1		
PS63	3 Pole	2		
PS64	4 Pole	2		



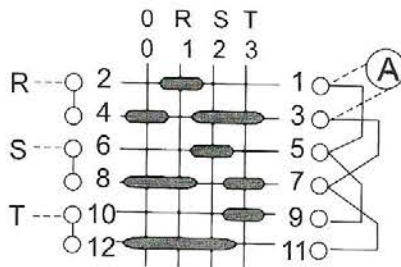
# CAM SWITCHES 10A, 16A, 20A, 25A, 63A (600V AC)

## Ammeter Switches 3Phase 3Wire 2 CT



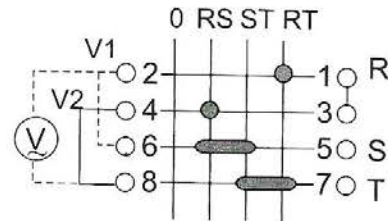

Contacts Overlap  
3 φ 2CT

## Ammeter Switches 3Phase 4Wire 3 CT



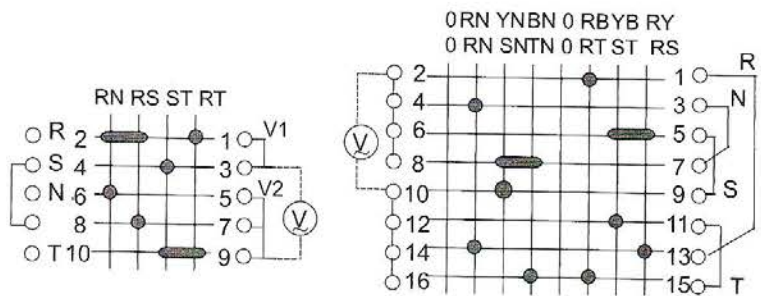

Contacts Overlap  
3 φ 3CT

## Voltmeter Switches 3Phase 3Wire

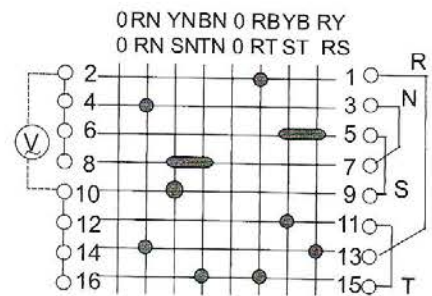


3 φ 3 Wire

## Voltmeter Switches 3Phase 4Wire



3 φ 4 Wire 4 Position

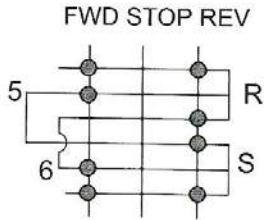


3 φ 4 Wire 7 Position

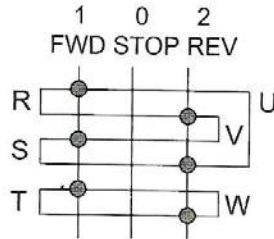


# CAM SWITCHES 10A, 16A, 20A, 25A, 63A (600V AC)

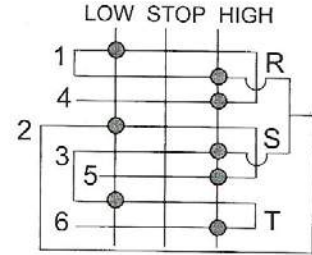
## Motor Control Switches (1 $\phi$ or 3 $\phi$ Reversing Control)



Single Phase Motor Reversing Control

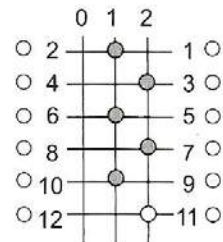
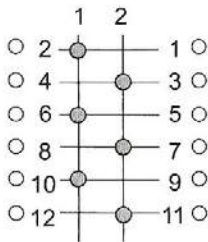
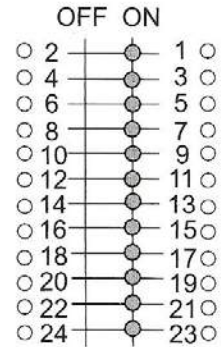
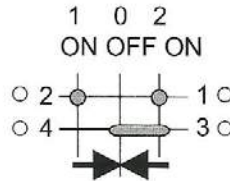
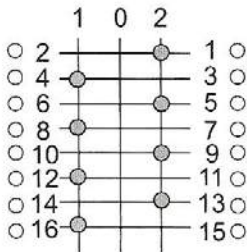


Single Phase Motor Reversing Control

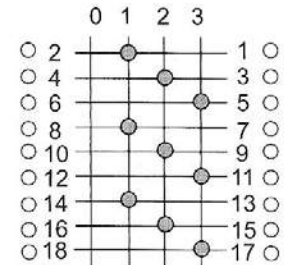


4 Pole / 8 Pole Speed Control

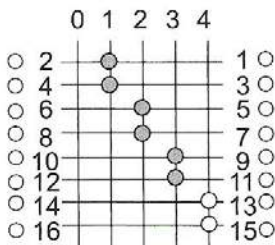
## On/Off & Multi-Step Switches



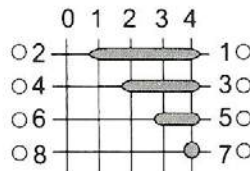
1pole ~ 3 pole 2 steps



1pole ~ 3 pole 3 steps



1pole ~ 2 pole 4 steps



1pole 6 steps





**Điện City**  
Connect & Innovate

## CÔNG TY TNHH THƯƠNG MẠI KỸ THUẬT ĐIỆN CITY

Nhà phân phối thiết bị điện công nghiệp hàng đầu Việt Nam

**TOTI**

**KAKU**<sup>®</sup>

**INOVANCE**

**IDEC**

*Think Automation and beyond...*

**FE** Fuji Electric  
*Innovating Energy Technology*

**MITSUBISHI ELECTRIC**  
*Changes for the Better*

**T** TAIWAN METERS



### LIÊN HỆ VỚI CHÚNG TÔI

**Địa chỉ:** 125 Phú Châu, KP1, P. Tam Bình, TP. Thủ Đức, TP. HCM

**Hotline:** 0909 808 905 (Zalo)

**Email:** minh.diencity@gmail.com

**Website:** diencity.com