

- Technical Data Sheet: LPI SGT50-25
- Encapsulated Spark Gap technology with low follow current
- Lightning impulse current 50kA, 10/350µs
- 35mm DIN rail mount



LPI® Surge Protection: LPI SGT50-25

• Product Description

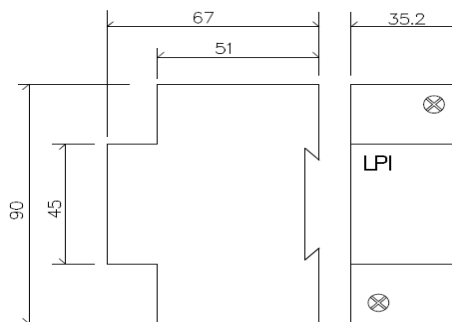
The LPI SGT50-25 is a high performance encapsulated spark gap offering a high surge rating with low follow on current, ideal for point of entry protection. The LPI SGT50-25 is intended for installation within the lightning protection zone concept at the boundaries LPZ O_{A(B)}-1 according to IEC 1312-1.

The LPI SGT50-25 has been designed for the protection of Phase to Neutral, Phase to Earth, or Phase to Neutral-Earth protection in LV supply systems.

Follow on current performance of these devices is kept within acceptable levels by the rapid extinguishment of the arc allowing transients to be clamped without activating upstream protection devices.

• Technical Data

Ordering code:		LPI SGT50-25
Arrester class acc. To IEC 61643-1:1998 and EN 61643-11:2002:		
Nominal voltage:	U_N	230V/50Hz
Max. continuous operating voltage:	U_C	255V/50Hz
Follow current extinguishing capability at U_C :	I_f	25kA _{rms}
Lightning impulse sparkover voltage 1.2/50µs:	U_P	<1.3kV
Max. lightning current I_{imp} (10/350):	I_{imp}	50kA
Response time:	t_A	<100ns
Max Backup fuse:		315AgL/gG parallel connection
Short circuit withstand capability at max. backup fuse:	I_p	80kA _{rms}
Operating temperature range:		-40 to +80 °C
Recommended cross-section of connected conductors:		50mm ² (solid) or 35mm ² (flexible)
Protection type:		IP20
Mounting:		DIN rail 35mm
Housing material:		SLOVAMID 6FRC2
Warranty:		5 Years



- *LPI has a policy of continuing product development. Therefore, the above specifications are subject to change without notice.*

LPI® - Comprehensive Lightning and Surge Protection Solutions



Direct Strike Protection



Surge & Transient Protection for Power, Data, Communications and RF lines



Earthing Products & Solutions

Lightning Protection International Pty Ltd. A.C.N: 099 190 897

Page: 1 of 2

16 Mertonvale Circuit, Kingston, Tasmania 7050, Australia

Phone: +61 3 6227 1944

Fax: +61 3 6229 1900

Email: info@lpi.com.au

Web: www.lpi.com.au

Commercial in Confidence

Document: 36 TD SGT50-25.doc Version: 1.01

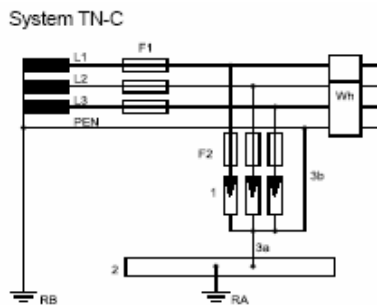
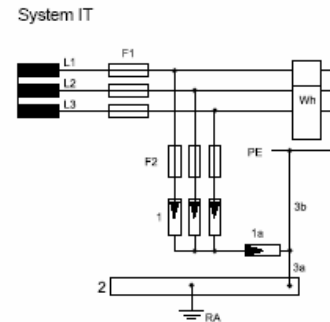
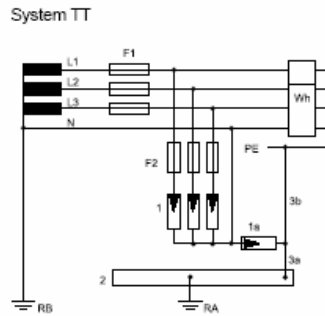
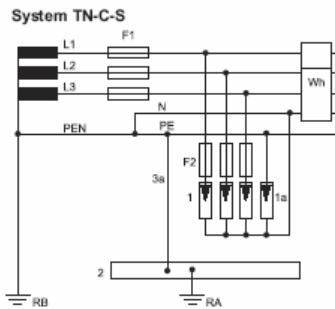
Copyright ©2007

Phân phối bởi/Distributed by:

www.chongsetdongnam.com



- Installation Data Sheet: LPI SGT50-25
 - Encapsulated Spark Gap technology with low follow on current
 - Lightning impulse current 50kA, 10/350µs
 - 35mm DIN rail mount



Legend

- 1 Chamber carbon spark gap LPI SGT50-25
- 1a Single carbon spark gap LPI NE100
- 2 Main equipotential bus bar
- 3a, 3b Grounding wires for arresters
- F1 Main back-up fuse of service main
- F2 Recommended back-up fuse 315AgL/gG (only if the main back-up fuse F1 is fitted with back-up fuses >315AgL/gG)
- RA Equipment grounding
- RB Grounding system

Fuse F1 gL/gG	C2 mm ² connection at F2	C3 mm ² connection to gnd	Fuse F2 gL/gG
25A-80A	10	16	-
100A-125A	16	16	-
160A	25	25	-
200A-315A	35	35	-
≥500A	35	35	315A

• Warranty

This product is guaranteed to be free from materials and workmanship defects for a period of 5 years from the date of shipment from the manufacturer. This warranty does not offer any cover for consequential damage, loss of operation or loss of profit.